



## PORTABLE HOISTS


### ELEVATING THE INDUSTRY FOR OVER A QUARTER CENTURY

Beta Max was built on a foundation of providing superior quality products with exceptional service and technical support. You know your business better than anyone, so you know that streamlined production is critical for maximum revenue generation.

All Beta Max Hoists are backed by superior service and a proven track record. Choose from a full line of lifting solutions from lightweight high speed portable hoists, heavy duty rack and pinion elevators, and masterfully engineered Maxials.

- **Installs easily on existing** scaffold systems, work platforms, I-Beams, and rooftop mounting options
- **Control your work flow, schedule and budget** with the most efficient and safe material delivery to any work level
- Confined and hard to reach spaces **made easy with a portable hoist**
- **Maximum safety** and efficient alternative to rope & pulley systems, cranes, and forklifts

**Providing Hoist Solutions to the Scaffolding Industry since 1985**



**COLGATE  
SCAFFOLD**

1470 Bruckner Blvd.  
Bronx, NY 10473  
(718) 589-4900



# Electric Cable Hoists

High Speed Wire Rope Material Beta Max Hoist Mounting Options



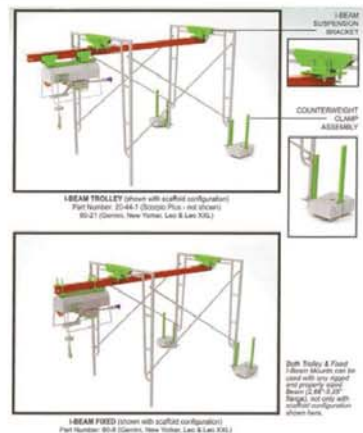

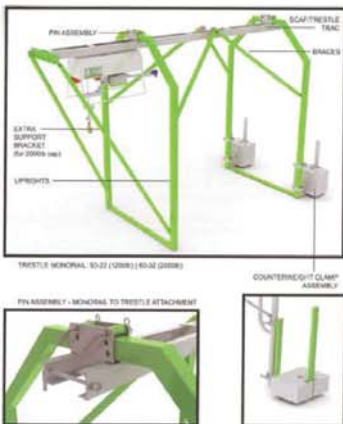
## Post Mounted Portable Hoists - Scorpio XL



### Vertical Post Mount

Our simplest mounting system is popular for attaching the lighter weight to existing scaffolding. Maximum load lift is 400 lbs. The Vertical Post Mount pivots 180°, allowing convenient unloading at work level. The Vertical Post Mount is shown with the Scorpio Plus Hoist.

## I-Beam/Track/Monorail Mounted Portable Hoists



### Trestle/Monorail Mount\*

This is a heavy-duty system that is used with large capacity Beta Max Hoists that specify monorail mounting. The Trestle Monorail is easily installed for between-the-floor or rooftop lifting when properly counterbalanced. This system has a vertical capacity of up to 2,000 lbs. with a 3 1/2 ft. outward cantilever.

\*The Scaff-Trac is the monorail component to the Trestle System, allowing for greater versatility.

### Scaff-Trac Mount\*

Our most popular mounting system attaches in minutes (no tools required) to existing scaffolding and can be used with all beta Max hoists. It features a 3 1/2 ft. over-hang on conventional 7 ft. spaced walk-thru scaffold frames. Unlimited system lengths are available using add-on 7 ft. Scaff-Trac Extensions. The Scaff-Trac has a weight limit of 1200 lbs. when used with conventional scaffolding. The Mac-Trac (Mason & Chimney) System is also available for use with 5 ft. mason-type scaffold frames

### I-Beam Mount

Flexibility and versatility of Beta Max Systems are illustrated in the I-Beam Trolley Mount. All of our large-capacity hoists can be I-Beam mounted. The Rolling Trolley Mount and the Stationary I-Beam Systems (not shown) have a lifting capacity of 2,000 lbs., and is adjustable to fit most job-site I-Beam dimensions.



Beta Max Leo (VFD) Variable Speed 1000lb/2000lb Hoist on a Hydro Mobile mast climbing work platform.



The Scaff-Trac and I-Beam Mounts adapt Beta Max Hoists to most continuous climbing scaffold and most climbing work platforms.



Beta Max Gemini Plus 110v 6000lb/72000lb Hoist on a rolling roof rig enable you to have an 14' cantilever.



**COLGATE SCAFFOLD**

1470 Bruckner Blvd.  
Bronx, NY 10473  
(718) 589-4900

# Electric Cable Hoists

High Speed Wire Rope Material Beta Max Hoist Accessories



## Hoisting Accessories

**Brick Fork**



400 lb. capacity  
29 1/4" L x 7 1/2" W x 37 1/2" H  
Max. Brick Size:  
2 1/2" x 3" x 8"

**Block Fork**



800 lb. capacity  
24 1/2" L x 24 1/2" W x 34 1/2" H  
For lifting 8" x 8" x 16" block

**Scaffold Frame Fork**



600 lb. capacity  
36 1/2" L x 15" W x 25" H  
Holds 10 scaffold frames

**Basket**



(with spreader bar)  
800 lb. capacity  
36 1/2" L x 36 1/2" W x 18 1/2" H  
400 lb. capacity  
30 3/4" L x 20 3/4" W x 12 1/4" H

**Brick Tray**



(with spreader bar)  
400 lb. capacity  
29" L x 20" W x 20 1/2" H

## Hoisting Accessories (cntd.)

**Dumpster Bucket**



Easy to empty, swivels through 360° arc; 24, 31, 40 gal. capacities available

**Wheelbarrow Sling**



400 lb. regular duty capacity  
800 lb. heavy duty capacity  
Fits standard wheelbarrows

**Spreader Bar**



Perfect for lifting buckets or cross braces

**Mud Tub**



1/4 yard capacity  
42" L x 27" W x 18" H 950 LBS  
1/2 yard capacity  
42" L x 27" W x 28" H 1400 LBS

**Double Rope Kit**



A rugged pulley and hook assembly designed for units with double-rope capabilities.

**Counterweight Clamp Assembly**



Easily attaches to Trestle Monorail and Scaff-Trac systems with tubular clamps. Use with 50 lb. suspended staging counter weights.

## Electrical Accessories

**Remote Control Extension**



**Dual Control Package**



**Power Cord Extension**



110V or 220V

**Booster Transformer**



110V or 220V

**Pendant Assembly**



**Wireless Dual Control Package**



**COLGATE SCAFFOLD**

1470 Bruckner Blvd.  
Bronx, NY 10473  
(718) 589-4900



# Electric Cable Hoists

High Speed Wire Rope Portable Beta Max Hoist Specifications



Scorpio XL 110v



Gemini Plus 110v/220v



Leo/Leo Variable Speed Glazing Hoist



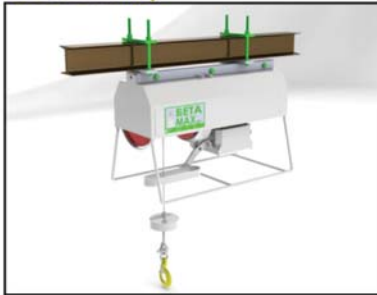
Specifications										
	Lifting Specifications			AC Power**	Weight Unit (lbs)	Operator Control Type	Mounting Options			
	Capacity (lbs)	Height (ft)	Speed (fpm)				Vertical Post	Scaff Trac	Trestle/Mono	I-Beam Mount
Scorpio Plus XL	400	160	80	110V-8 Amp	90	Wired or Wireless Remote Control	X	X	X	X
Gemini Plus	600/1,200*	220/110	80/40*	110V-13 Amp or 220V-8 Amp	135	Wired or Wireless Remote Control	—	X	X	X0
New Yorker	600	350	80	220V-8 Amp	155	Wired or Wireless Remote Control	—	X	X	X
Leo	1,000/2,000*	220/110	80/40*	220V (10-13 Amp or 30-11 Amp)	220	Wired or Wireless Remote Control	—	X	X	X
Leo XXL	1,000/2,000	440/200	80/40*	220V (30-11 Amp)	270	Wired or Wireless Remote Control	—	X	X	X
Leo VFD (variable speed)	1,000/2,000	220/110	80/40*	220V (10-13 Amp or 30-11 Amp)	220	Wired or Wireless Remote Control	—	X	X	X
Leo VFD XXL (variable speed)	1,000/2,000	400/200	80/40*	220V (10-13 Amp or 30-11 Amp)	270	Wired or Wireless Remote Control	—	X	X	X

\*Double Rope \*\*Must be ordered 110V or 220V; cannot be field converted. Ask about custom cable lengths. All Beta Max Hoist Systems meet or exceed ANSI & OSHA specifications. Green shading reflects rental inventory.


Roller Top



Fixed I-Beam top



I-Beam Trolley Top



**CAUTION:** Before mounting any hoist to scaffolding, insure that scaffolding is erected in accordance with OSHA standards. Scaffolding MUST be properly pinned, braced and tied down. Consult local standards.



**COLGATE SCAFFOLD**

1470 Bruckner Blvd.  
Bronx, NY 10473  
(718) 589-4900

# Electric Cable Hoists

Maxial Track Hoist Specifications



**Lifting Capacity:** 450 lbs.

**Operating Speed:** 80 fpm

**Standard Lifting Height:** 250 ft.

**Wire Rope:** Up to 350' of 3/16" GAC  
Up to 250' of 1/4" GAC

**Track Sections:** 6'6", 9'9" & 3'3" lengths  
(23 1/2" wide)  
Only 3 lbs. per ft.

**Maxial Motor:** 110V - 1.5hp  
single phase, full enclosed, fan cooled

**Controller:** 24V - A/C  
Overload Sensing Device,  
Built-in Voltage/Amp Meter and System Status  
Indicator Lights

**All Beta Max Hoist Systems meet or exceed ANSI & OSHA specifications.**



## The Maxial Track Hoist System revolutionized scaffold erection!

The Maxial System offers a fast, easy solution to the transportation of both frame or system scaffold and the delivery of building materials needed to stock higher scaffold bays.

- Delivers either system or frame scaffold to heights of over 250 ft.
- Provides continual scaffold and material delivery at over 80 ft per minute.
- Improves job site productivity, increases morale, and reduces job site injuries
- Substantially lowers overall labor costs.

*After scaffold is erected, other trades can use the hoist for lifting general materials.  
Trades like: General Contractors, Specialty Contractors, and EIFS.*

### Frame Scaffold Carrier



5'4"L x 1'6"D x 6'H

### Universal Platform



2'6"L x 1'5"D x 3'H

### Systems Scaffold Carrier



2'L x 1'1"D x 6'H



**COLGATE  
SCAFFOLD**

1470 Bruckner Blvd.  
Bronx, NY 10473  
(718) 589-4900